



SCHOOL PERFORMANCE FACT SHEET
CALENDAR YEARS 2022 TO 2023

MASTER OF ARTS IN COUNSELING PSYCHOLOGY – 3 YEARS

On-Time Completion Rates (Graduation Rates)

Includes data for the two calendar years prior to reporting

Calendar Year	Number of Students Who Began the Program	Students Available for Graduation	Number of On-Time Graduates	On-Time Completion Rate
2022	9	0	0	0
2023	?	0	0	0

Student's Initials: _____ Date: _____

Initial only after you have had sufficient time to read and understand the information.

Students Completing Within 150% of the Published Program Length

Includes data for the two calendar years prior to reporting

Calendar Year	Number of Students Who Began the Program	Students Available for Graduation	150% Graduates	150% Completion Rate
2022	9	0	0	0
2023	?	0	0	0

Student's Initials: _____ Date: _____


Initial only after you have had sufficient time to read and understand the information.

Job Placement Rates

Includes data for the two calendar years prior to reporting

Calendar Year	Number of Students Who Began the Program	Number of Graduates	Graduates Available for Employment	Graduates Employed in the Field	Placement Rate % Employed in the Field
2022	9	0	0	0	N/A
2023	?	0	0	0	N/A

You may obtain from the institution a list of the employment positions determined to be in the field for which a student received education and training. <https://www.onetonline.org/link/summary/21-1013.00> <https://www.onetonline.org/link/summary/21-1014.00>



Gainfully Employed Categories (Includes data for the two calendar years prior to reporting)

Part-Time vs. Full-Time Employment

Calendar Year	Graduates Employed in the Field 20-29 Hours Per Week	Graduates Employed in the Field at least 30 Hours Per Week	Total Graduates Employed in the Field
2022	0	0	0
2023	0	0	0

Single Position vs. Concurrent Aggregated Position

Calendar Year	Graduates Employed in the Field in a Single Position	Graduates Employed in the Field in Concurrent Aggregated Positions	Total Graduates Employed in the Field
2022	0	0	0
2023	0	0	0

Self-Employed / Freelance Positions


Calendar Year	Graduates Employed who are Self-Employed or Working Freelance	Total Graduates Employed in the Field
2022	0	0
2023	0	0

Institutional Employment

Calendar Year	Graduates Employed in the Field who are Employed by the Institution, an Employer Owned by the Institution, or an Employer who Shares Ownership with the Institution	Total Graduates Employed in the Field
2022	0	0
2023	0	0

Student's Initials: _____ Date: _____

Initial only after you have had sufficient time to read and understand the information.



This program may result in freelance or self-employment.

- The work available to graduates of this program is usually for freelance or self-employment.
- This type of work may not be consistent.
- The period of employment can range from one day to weeks to several months.
- Hours worked in a day or week may be more or less than the traditional 8 hour work day or 40 hour work week.
- You can expect to spend unpaid time expanding your networks, advertising, promoting your services, or honing your skills.
- Once graduates begin to work freelance or are self-employed, they will be asked to provide documentation that they are employed as such so that they may be counted as placed for our job placement records.
- Students initialing this disclosure understand that either a majority or all of this school’s graduates are employed in this manner and understand what comprises this work style.

Student’s Initials: _____ Date: _____

Initial only after you have had sufficient time to read and understand the information.

License Examination Passage Rates

Includes data for the two calendar years prior to reporting

Calendar Year	Number of Graduates in Calendar Year	Number of Graduates Taking Exam	Number Who Passed First Available Exam	Number Who Failed First Available Exam	Passage Rate
2022	0	0	0	0	0
2023	0	0	0	0	0

Licensure examination passage data is not available from the state agency administering the examination. We are unable to collect data from _____ graduates.

Student’s Initials: _____ Date: _____

Initial only after you have had sufficient time to read and understand the information.



Salary & Wage Information

Includes data for the two calendar years prior to reporting

Calendar Year	Graduates Available for Employment	Graduates Employed in the Field	\$20,001 - \$25,000	\$25,001 - \$35,000	\$35,001 - \$40,000	\$40,001 - \$45,000	\$45,001 - \$50,000	No Salary Info Reported
2022	0	0	0	0	0	0	0	0
2023	0	0	0	0	0	0	0	0

A list of sources used to substantiate salary disclosures is available from the school.

<https://www.onetonline.org/link/summary/21-1013.00> <https://www.onetonline.org/link/summary/21-1014.00>

Student's Initials: _____ Date: _____

Initial only after you have had sufficient time to read and understand the information.

Cost of Educational Program

Total charges for the program for students completing on-time in 2022 \$ 20,730.

Total charges for the program for students completing on-time in 2023 \$ 20,730.

Additional charges may be incurred if the program is not completed on-time.

Student's Initials: _____ Date: _____

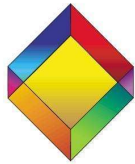
Initial only after you have had sufficient time to read and understand the information.

Federal Student Loan Debt

Students at Rhombus University are not eligible for federal student loans. This institution does not participate in Title IV programs which regulate federal student loans.

Student's Initials: _____ Date: _____

Initial only after you have had sufficient time to read and understand the information.



This Fact Sheet is filed with the Bureau for Private Postsecondary Education. Regardless of any information you may have relating to completion rates, placement rates, starting salaries, or license exam passage rates, this Fact Sheet contains the information as calculated pursuant to state law.

Any questions a student may have regarding this fact sheet that have not been satisfactorily answered by the institution may be directed to the Bureau for Private Postsecondary Education at 1747 N. Market Boulevard, Ste 225, Sacramento, CA 95834, www.bppe.ca.gov, toll-free telephone number (888) 370-7589 or by fax (916) 263-1897.

Student's Name (print)

Student's Signature

Date

School Official

Date

Definitions

“Number of Students Who Began the Program” means the number of students who began a program who were scheduled to complete the program within 100% of the published program length within the reporting calendar year and excludes all students who cancelled during the cancellation period.

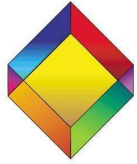
“Students Available for Graduation” is the number of students who began the program minus the number of students who have died, been incarcerated, or been called to active military duty.

“Number of On-Time Graduates” is the number of students who completed the program within 100% of the published program length within the reporting calendar year.

“On-Time Completion Rate” is the number of on-time graduates divided by the number of students available for graduation.

“150% Graduates” is the number of students who completed the program within 150% of the program length (includes on-time graduates).

“150% Completion Rate” is the number of students who completed the program in the reported calendar year within 150% of the published program length, including on-time graduates, divided by the number of students available for graduation.



Definitions

“Graduates Available for Employment” means the number of graduates minus the number of graduates unavailable for employment.

“Graduates Unavailable for Employment” means the graduates who, after graduation, die, become incarcerated, are called to active military duty, are international students that leave the United States or do not have a visa allowing employment in the United States, or are continuing their education in an accredited or bureau-approved postsecondary institution.

“Graduates Employed in the Field” means graduates who beginning within six months after a student completes the applicable educational program are gainfully employed, whose employment has been reported, and for whom the institution has documented verification of employment. For occupations for which the state requires passing an examination, the six months period begins after the announcement of the examination results for the first examination available after a student completes an applicable educational program.

“Placement Rate Employed in the Field” is calculated by dividing the number of graduates gainfully employed in the field by the number of graduates available for employment.

“Number of Graduates Taking Exam” is the number of graduates who took the first available exam in the reported calendar year.

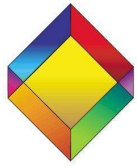
“First Available Exam Date” is the date for the first available exam after a student completed a program.

“Passage Rate” is calculated by dividing the number of graduates who passed the exam by the number of graduates who took the reported licensing exam.

“Number Who Passed First Available Exam” is the number of graduates who took and passed the first available licensing exam after completing the program.

“Salary” is as reported by graduate or graduate’s employer.

“No Salary Information Reported” is the number of graduates for whom, after making reasonable attempts, the school was not able to obtain salary information.



To calculate refunds, Rhombus University uses DEAC’s definition of academic units of measurement to determine hours in the program. Semester hours are equivalent to the commonly accepted or traditionally defined units of academic measurement in accredited institutions. Academic degree distance learning courses are measured by the learning outcomes normally achieved through 45 hours of student work for one semester credit. A 3-unit course equals 135 hours of student work. Therefore, the calculation used to determine refunds defines “hours in the program” as 135 hours for a 3-unit class, whereby the 135 hours are divided into 7 lessons, equaling 19.28 hours per lesson (or rounded to 19.3).

If a student withdraws from a course with 4 or less lessons submitted, a refund is granted based on the following calculation: Number of lessons x 19.3 hrs/lesson ÷ 135 hrs/course = % of course completed. This percentage subtracted from 100 percent, multiplied by the total amount of tuition paid is equal to the eligible refund (percentages are rounded to the nearest whole percentage) as follows:

Table 1
Eligible Refund for Lessons Completed

Lessons x 19.3 hours ÷ 135 hr/course = % completed Thus % eligible refund

0	0	÷	135	=	0%	Thus	100%
1	19.3	÷	135	=	14%	Thus	86%
2	38.6	÷	135	=	29%	Thus	71%
3	57.9	÷	135	=	43%	Thus	57%
4	77.2	÷	135	=	57%	Thus	43%
5	>60%	÷	135	=	>60%	=	No refund
6	>60%	÷	135	=	>60%	=	No refund
7	>60%	÷	135	=	>60%	=	No refund